



SINCE 1894








Products that perform...By people who care



Wall-mounted FCU



Features

-  220-240V/1Ph/50Hz power supply is standard, 208-230V/1Ph/60Hz can be customized.
-  Alternative panel supplies more choice for customers.
-  Cross flow fan creates quiet and comfortable environment.
-  Wireless remote controller with LED display is standard, wired controller is optional.
-  Multi-connection outlet pipe method: left/right/rear, satisfy the need of different rooms.
-  Easy maintenance has been realized as the front panel can be removed for easy access.
-  Four-speed motor with one reserved for more choice.

DUNHAM-BUSH®

Tel : 603-8924 9000
www.dunham-bush.com

Fax: 603-8739 5020
info@dunham-bush.com

Products that perform...By people who care



SINCE 1894

Products that perform...By people who care



Performance

Model CR-CS			250CS	300CS	400CS	500CS	600CS	
Air flow	H/M/L	m3/h	425/360/320	510/430/380	680/580/510	850/720/640	1020/870/770	
	H/M/L	CFM	250/210/190	300/250/220	400/340/300	500/420/380	600/510/450	
Cooling	Capacity	H/M/L	Kw	2.2/1.84/1.65	2.64/2.24/2.05	3.08/2.62/2.27	4.07/3.73/3.24	4.45/4.18/3.74
	Water flow rate	H	l/h	378	454	530	700	765
	Water pressure drop	H	kPa	12	18	22	26	29
Heating	Capacity	H/M/L	kW	3.02/2.6/2.23	3.69/3.25/2.77	4.34/3.86/3.25	5.69/5.12/4.32	6.3/5.67/4.73
	Water pressure drop	H	kPa	10	16.4	20.8	25.1	27.9
Power supply			V/ph/Hz	220-240/1/50				
Power input	H	W	28	40	44	50	60	
Sound pressure level	H/M/L	dB(A)	30/24/20	35/29/24	37/31/26	39/33/28	40/34/29	
Fan motor	Type	Low noise 4-speed fan motor						
	Quantity	1						
Fan	Type	Tangential fan						
	Quantity	1						
Coil	Row	2						
	Max. working pressure	MPa	1.6					
	Diameter	mm	Φ7					
Body	Dimensions	W×H×D	mm	915×210×290	915×210×290	915×210×290	1070×210×316	1070×210×316
	Packing	W×H×D	mm	1020×300×385	1020×300×385	1020×300×385	1180×300×410	1180×300×410
	Net weight	kg		12	12	12	15	15
	Gross weight	kg		16	16.7	17	19	19
Pipe connection	Water inlet/outlet pipe	Inch	G3/4					
	Drain pipe	mm	ODΦ20					

DUNHAM-BUSH®

Tel : 603-8924 9000

www.dunham-bush.com

Fax: 603-8739 5020

info@dunham-bush.com

Products that perform...By people who care